



**BE10551M**  
**Voltage: 51.2V**  
**Capacity: 105Ah**



**BOLT ENERGY USA**  
*"GET ENERGIZED"*

**DATA SHEET**

**MECHANICAL SPECIFICATIONS**

Dimensions (L x W x H)	12.8''x12.01''x10.42''
Weight	100.8 lbs(45.7kg)
Terminal Type	M8*1.5*25mm
Cell Configuration	1P16S
Case Material	Powder Coated Steel
Enclosure Protection	Designed with Standard IP66
Cell Type - Chemistry	Prismatic- LiFePO4

**ELECTRICAL SPECIFICATION**

Nominal Voltage	51.2V
Working Voltage	43.2 - 58.4V
Recommended Voltage	48.0V - 57.0V
Nominal Capacity	105 Ah
Energy	5,376Wh
Capacity @ 25A	252 min
Efficiency	0.99
Self Discharge	<3% per Month

**DISCHARGE SPECIFICATIONS**

Maximum Continuous Discharge Current	250 A
Peak Discharge Current	520A ± 15.6A ( 30S)
BMS Discharge Current Cut-Off	260 A ±A7.8A (50S) 520A ± 15.6A ( 30S)
BMS Discharge Voltage Cut-Off	40V
Recommended Low Voltage Disconnect	48.0V
BMS Reconnect Voltage	41.6V
Discharge Temperature	-4 to 149 °F (-20 to 65 °C)

**CHARGE SPECIFICATIONS**

Recommended Charge Current	5 - 52A
Maximum Input Current	350A
Charge Current Cut-off	375A
BMS Charge Voltage Cut-Off	58.5V
Reconnect Voltage	<58.5V
Charging Temp . Range	34F to 140F (0-60 °C)



**COMMUNICATION**

Bluetooth	Bluetooth receiver
CAN	CAN port for testing battery

**LARGO, FLORIDA**  
**WWW.BOLTENERGYUSA.COM**




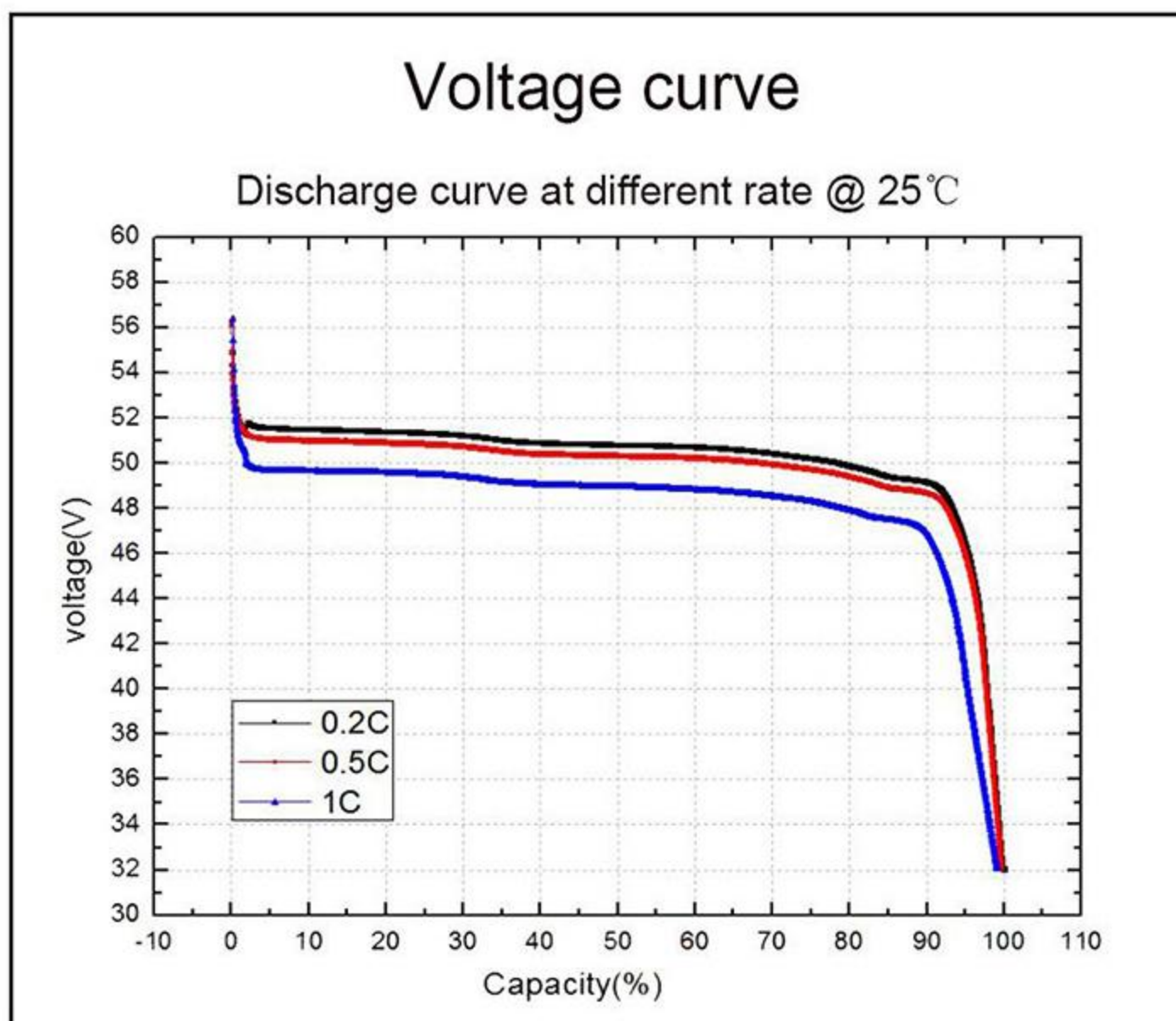
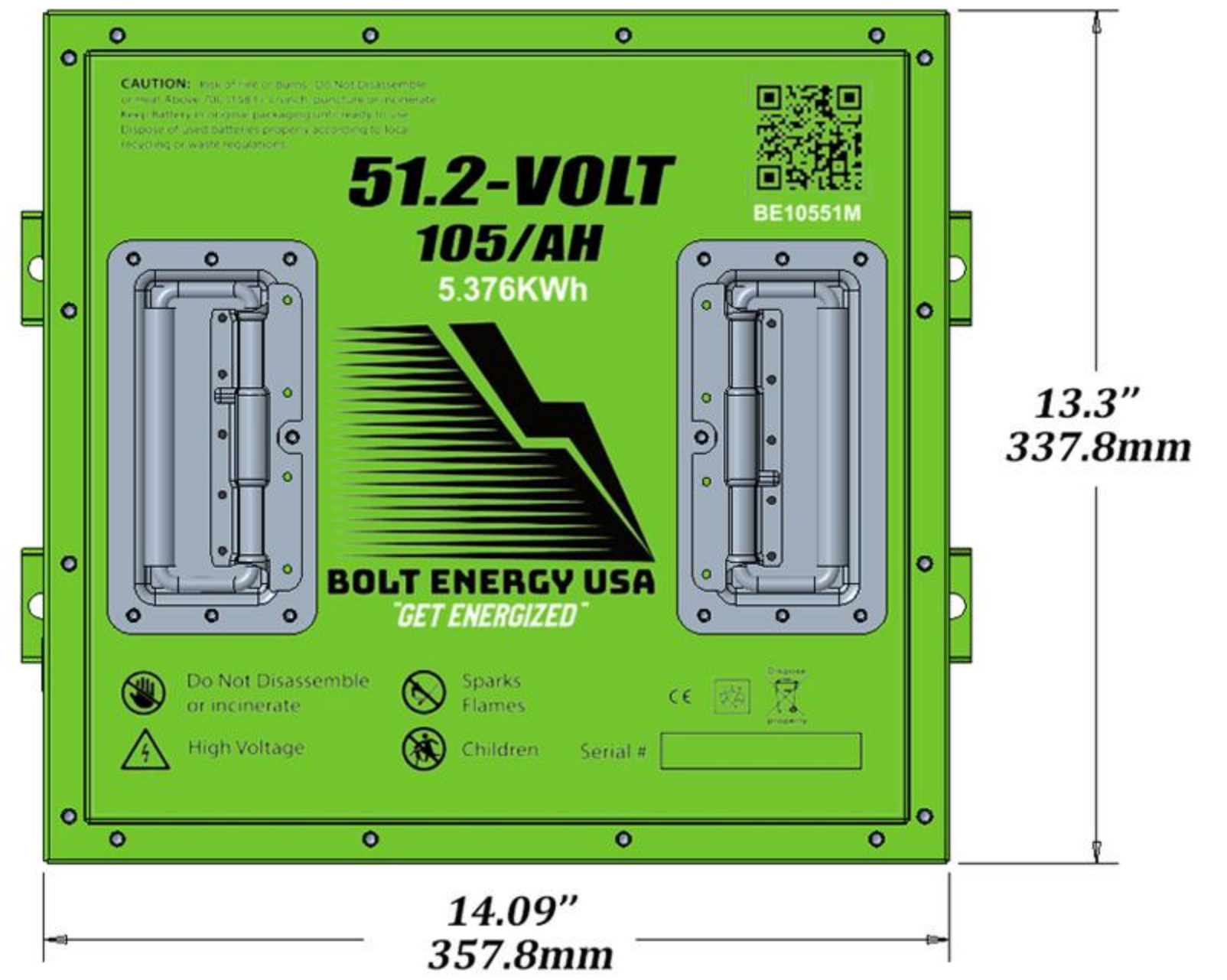
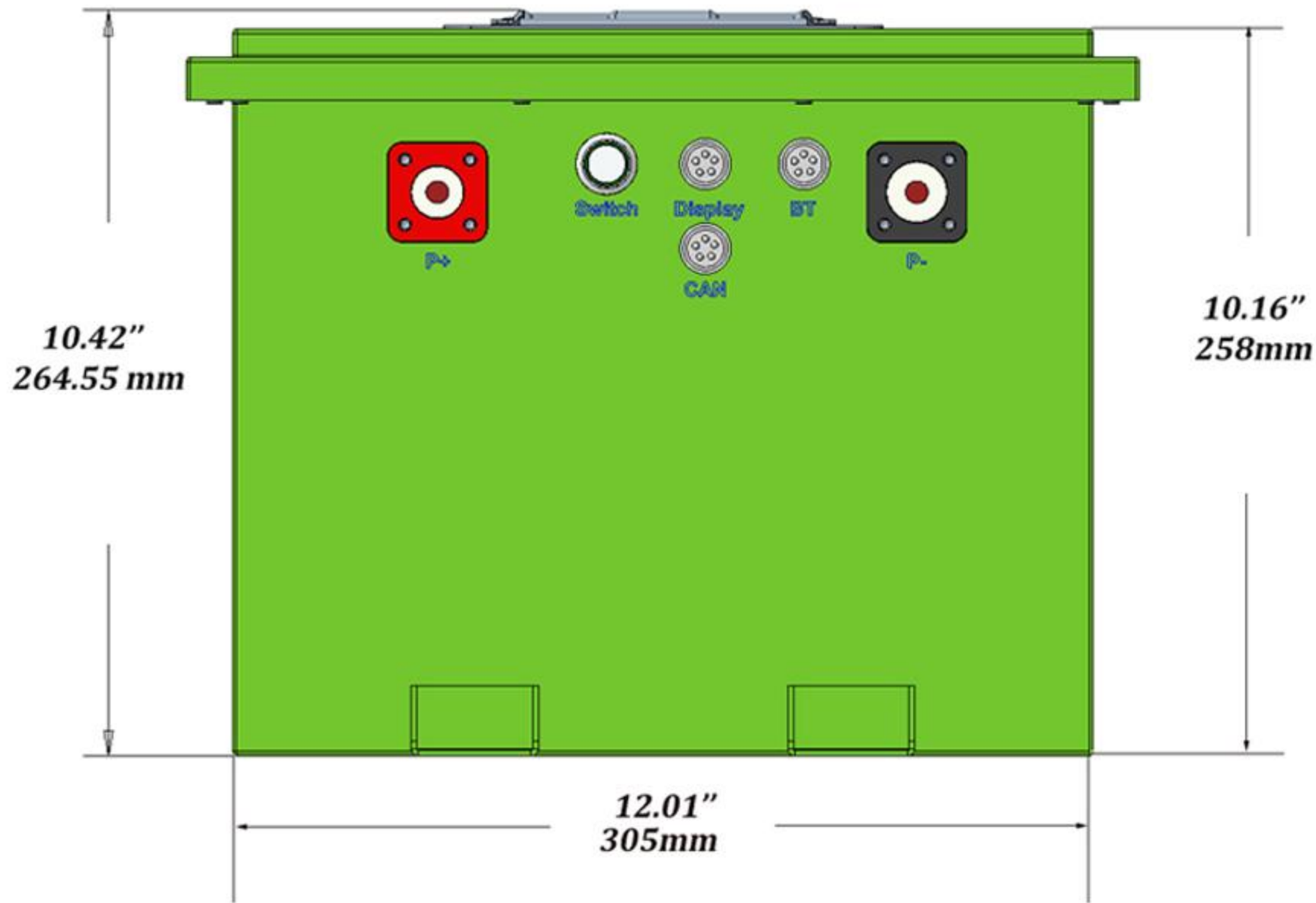


**BE10551M**  
**Voltage: 51.2V**  
**Capacity: 105Ah**



**BOLT ENERGY USA**  
*"GET ENERGIZED"*

**DATA SHEET**



**LARGO, FLORIDA**  
**BOLTENERGYUSA.COM**